

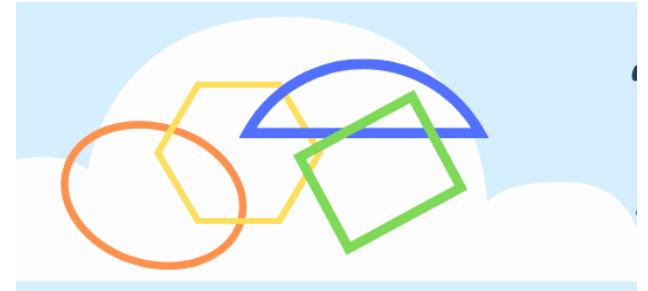


A TOOLKIT FOR SUPPORTING ENGLISH
WITH DEAF CHILDREN

Shape coding

We use shapes to help children to...

- Make language visual
- Understand and ask questions
- Make sentences in English
- Show the different structures between BSL and English
- Remember and learn new words
- Understand reading
- Know what to include in stories and narratives



Question words

- It is important to link the questions with the shapes.

What?



When?



Why?



Where?



Who?




Which?



Who?



Who?



What Doing?



What?



What?



Where?




Where?




When?




When?



Like What? Feel How?



Is/Are Was/Were Will




- Used in English sentences
- “The boy **IS** happy”
- “The children **WERE** late”
- “I **WILL** go down the slide”

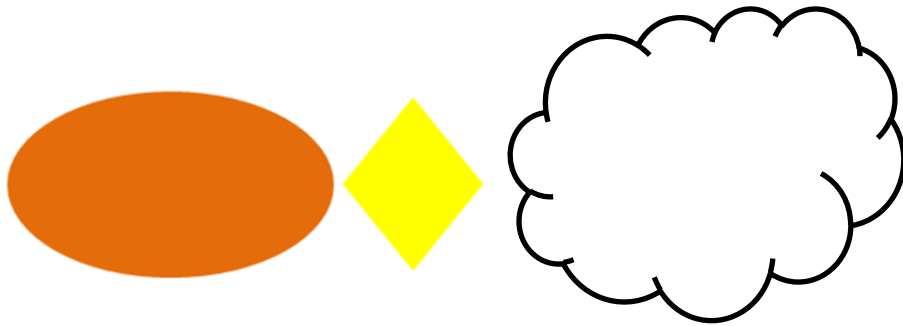
Making a sentence in English



Making a sentence in English



Making a sentence in English



Showing the difference between English and BSL word order



English:



BSL:






What shape do we need?



What shape do we need?



What shape do we need?




What shape do we need?



What shape do we need?



What shape do we need?



What shapes do we need?





What shapes do we need?



What shapes do we need?



What shapes do we need?



What shapes do we need?




What shapes do we need?



OR



Can you make a sentence?



There are more ways to use shapecoding and other shapes to use too.

If you want more information or support to use these with your child, please contact your child's teacher or Speech and Language Therapist



Any Questions?